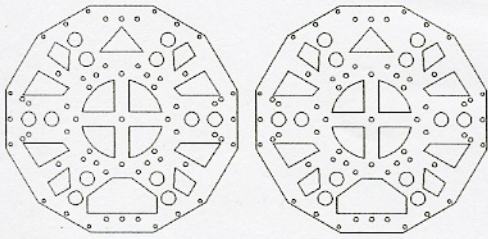



ATG T2-X6-12




上下中心板X1


(配套2.5X6)
减振座X2 管座X1




脚架固定管M12X 2PCS



直通塑料座X6



中心板限位塑料座X6



脚架固定管M8X250/330(X2)



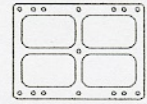
双12铝夹X18套



二楼板X1



电池板X1



脚架安装板X1

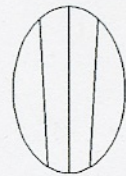


脚架X2

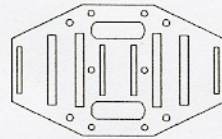


电池挂钩X2(配套2.5X6)


- M2.5X8 24 pcs
- M2.5X10 12 pcs
- M3X8 24 pcs
- M2.5x25 54 pcs(配自锁)
- M3x12 4 pcs(配自锁)
- M3X18(尼龙螺母) 10 pcs
- M3X6 (尼龙直通螺母) 4 pcs
- M3X6 (尼龙柱) 3pcs
- M3 螺栓 20 pcs



双12头罩X1



电池挂板X1



管材加强件X24



电机座X6

ATG专用管材加强件,请套在螺栓附近,功能是加强管材内壁扩张力,以免因上紧螺栓令管材收紧变形.(管材的内壁有正负误差关系,在套入有可能会边缘破裂,事实不影响使用,请自行决定)

二楼板固定螺栓(尼龙)

- M3X6 尼龙柱 4 pcs
- M3X3 螺母 4 pcs
- M3X20 尼龙柱 4 pcs
- M3 螺栓 8 pcs



胶水固定

